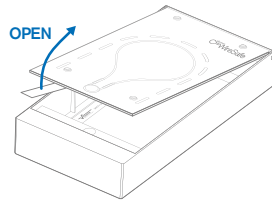
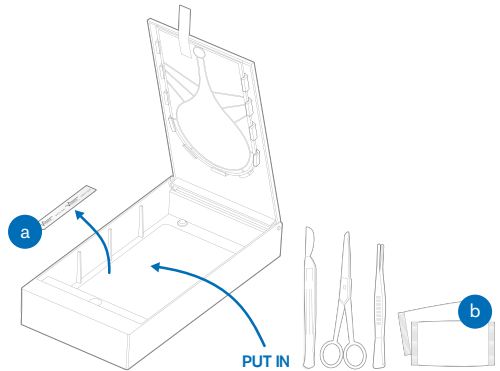


The Venner WireSafe™ is a single use box for preventing guidewire retentions. It is designed to be pre-filled and locked with appropriate equipment for the safe completion of Central Venous Catheter (CVC) or similar procedures. Follow these instructions to properly pack equipment into the Venner WireSafe™.

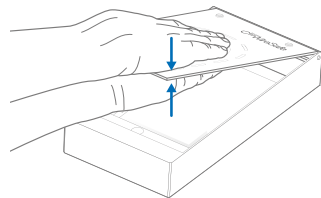
- 1 To secure items into the Venner WireSafe™, open the box using the plastic tab.



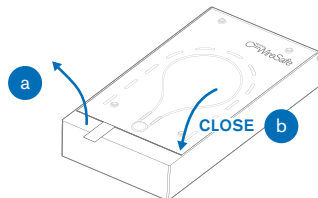
- 2 Remove the safety seal from inside the Venner WireSafe™ and throw away (a). Place the appropriate equipment into the Venner WireSafe™ (b).



- 3 Ensure the lid is held securely by the brackets on the underside of the Venner WireSafe™. Using your hands press the lid firmly together. Click sounds may be heard as this is done.



- 4 Remove plastic tab (a) and close the lid (b).



**CAUTION:** Once the box is closed, a guidewire will be required to open the box.

# TECHNICAL SPECIFICATIONS

## Product codes\*

200000 Venner WireSafe™ – Clear

200100 Venner WireSafe™ – Blue

\*product codes are for Venner WireSafe™ box only, no contents included

### Material

MABS

### Dimension

210L x 106W x 34.6H (mm)

### Capacity

480cm<sup>3</sup>

### Weight

160g (empty)

### Do not re-use

Single use

### Quantity

10pcs per shipper carton

### Delivery

Non-sterile bulk packing

Venner Medical Technologies SA is the legal manufacturer of the Venner WireSafe™ box only. For assistance on the use of medical device(s) packed in the Venner WireSafe™, please follow instructions in accordance with the individual manufacturer.



Venner Medical Technologies SA  
+44 (0)1534 872555  
info@venner.com  
www.vennermedical.com/venner-wiresafe



Venner Medical (Singapore) Pte Ltd  
35 Joo Koon Circle,  
Singapore 629110  
www.vennermedical.com



Advena Ltd  
Tower Business Centre, 2nd Flr,  
Tower Street, Swatar, BKR 4013 Malta  
www.advenamedical.com

